

Hudson Reed

Tec - Wall Mounted Bathroom Faucet

Installation Guide

Contents

Safety Information **Page - 2**

Installation **Page - 2**

Warranty Information **Page - 5**

Recycling & Disposal **Page - 5**

Safety Information

Please read carefully...


- ✓ Check the product for defects before installing.
- ✓ We recommend installation is done by a qualified plumber or installer.
- ✓ This product is designed for indoor use with water only.

Installation

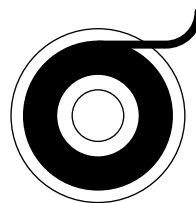
Tools required for installing:

1. Tape measure.
2. Thread tape seal.
3. Adjustable Wrench.


1

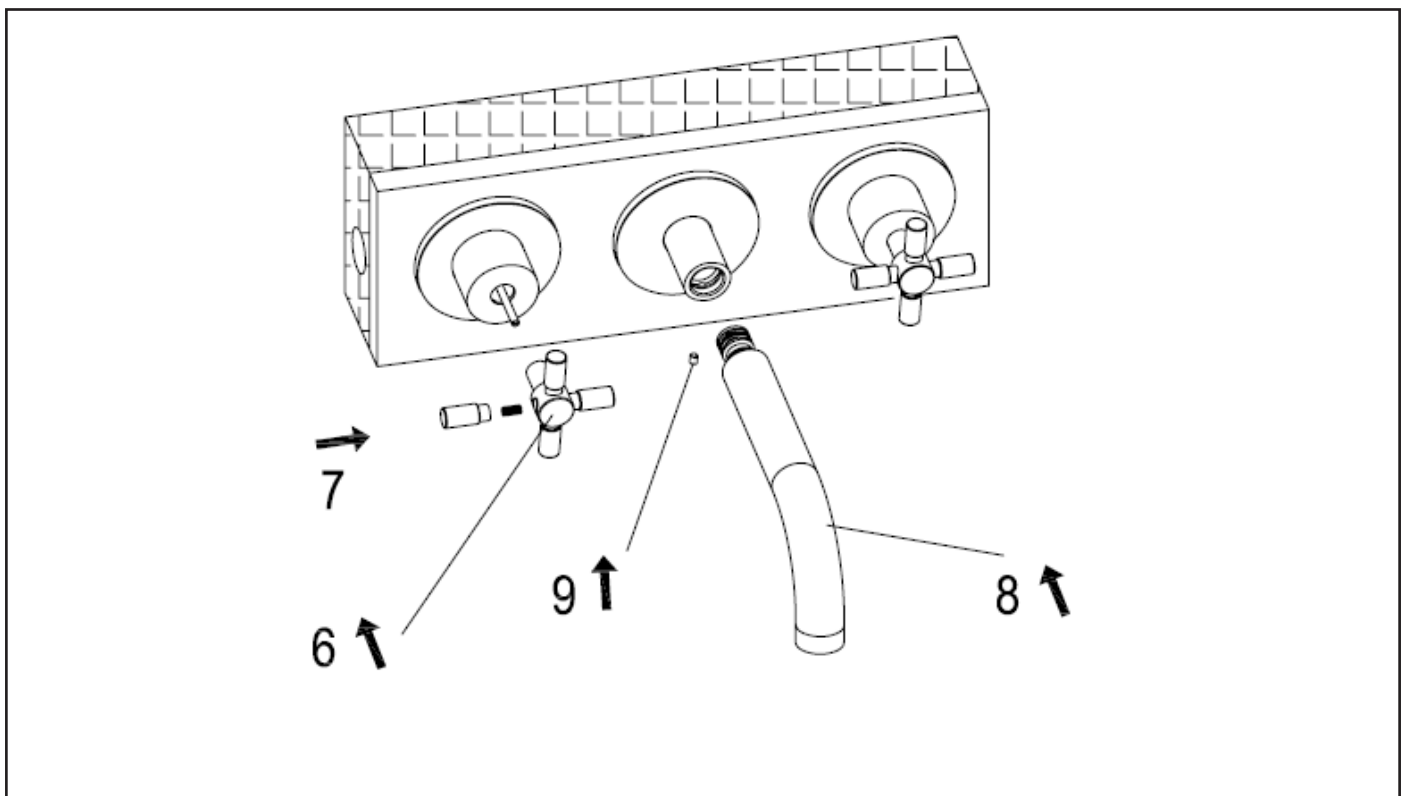
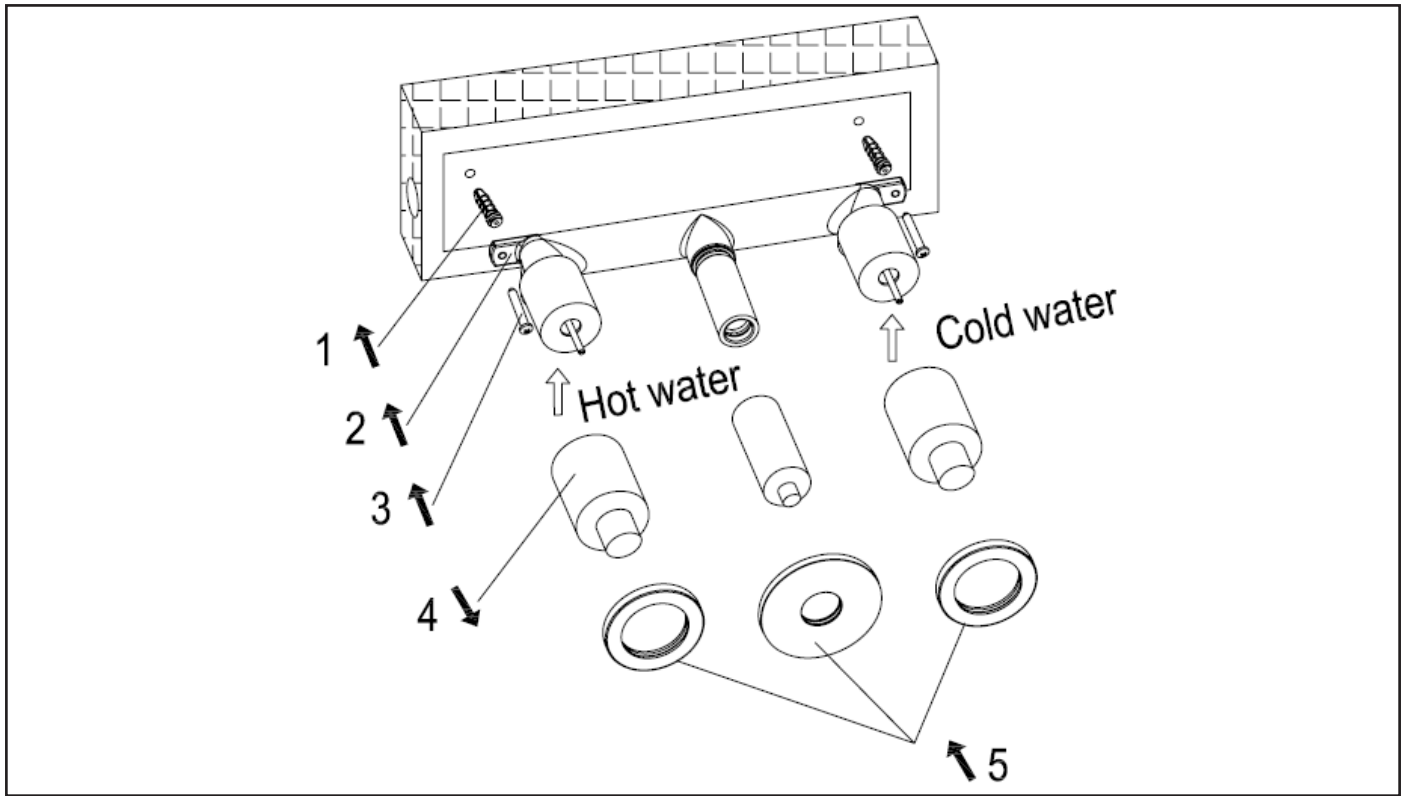


2



3





Warranty Information

- *To find the specific warranty for your product please refer to the website.*
- *The warranty starts from the date of purchase.*
- *The warranty covers you against issues caused as a result of manufacturing related issues, it does not apply to issues that are found to be a result of poor installation.*
- *Labor costs for installation of the product are not covered under this warranty.*

Aftercare

Clean any marks with a soft dry cloth, for stubborn stains please clean with mild soapy water and buff out with a soft cloth.

DO NOT use abrasive or acidic cleaners, if you are unsure, please contact us first.

Recycling & Disposal

Please recycle / dispose of this product in accordance with your local guidelines.

Contact Us

HUDSON REED

Unit 1&2

Burnley

BB11 5UB

United Kingdom

TEL:

1-887-778-8460